

# Dudley Job Vacancy Insight Report

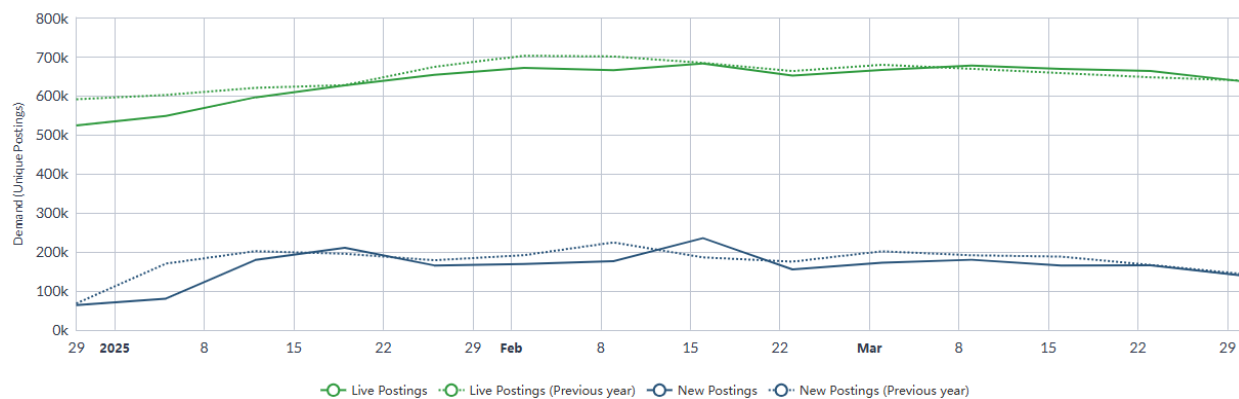
January 2025 to March 2025

## Current Job Posting Trends<sup>1</sup>

### Dudley Overview

- Between January to March 2025 (inclusive), there were 5,875 unique job postings for roles recorded in Dudley. Over the past year, this has decreased by 19.4%, compared to a decrease of 7.8% across the UK.
- Of the 5,875 unique postings, 4,697 new job postings. Over the past year, this has decreased by 19.8% compared to a decrease of 8.6% nationally.

### Demand and Interest Trend:



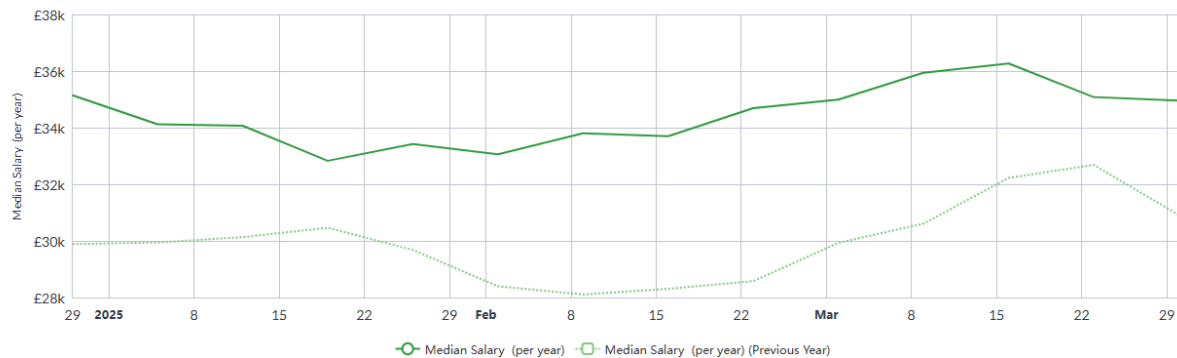
- Comparing the final week of the quarter with the same week at the start of the quarter, live postings have increased by 26.6%, whilst new job postings have increased by 104.8%. This upward trend over the quarter would suggest that demand by employers is increasing.

<sup>1</sup> Source: All data derived from the Adzuna Analyst Tool (May 2025)

## Dudley Advertised Salary

- The advertised median salary for roles over this period in Dudley was £34,275 – up by 15.0% from the previous year, but 4.0% less than the overall national median salary of £35,700.

### Salary Trend:



## Top Occupations

- The top posted occupations below account for 12.3% of all job postings in this quarter.
- Social Care Workers are the most in demand occupations, reporting the highest number of postings in Dudley.
- Positions for Healthcare Support Worker were the most in demand vacancies from the employee perspective, receiving the highest interest in terms of clicks and applicants.
- Science Teacher (Secondary School) has the highest location quotient while English teacher (Secondary School) has the highest salary.

### In-Demand Occupations:

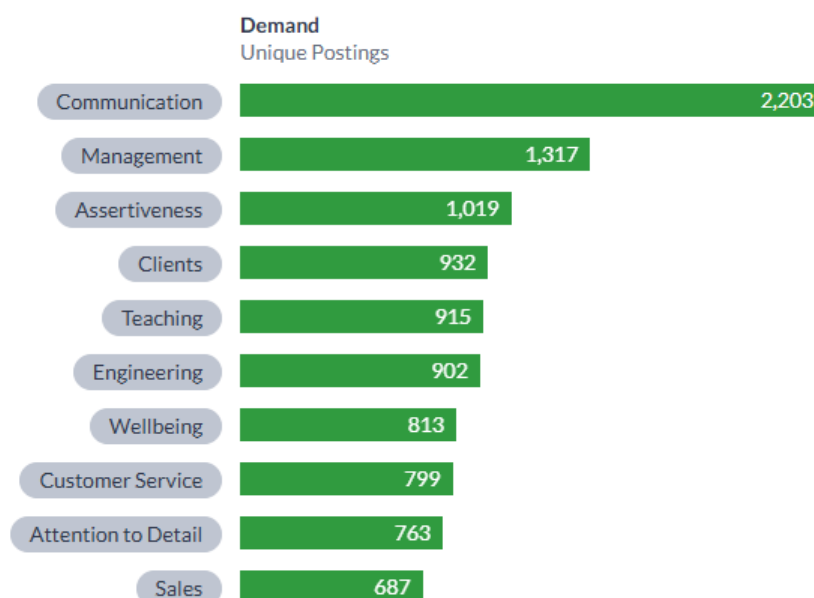
Occupation	Median Salary	Unique Postings	Location Quotient	Interest Quotient
Social Care Worker	£27,060	100	1.35	32.24
Science Teacher Secondary School	£46,800	81	3.47	0.6
English Teacher Secondary School	£48,100	76	3.43	2.56
Primary School Teacher	£41,600	75	1.06	1.05
Teaching Assistant	£23,487	69	1.05	5.42
General Nurse	£41,150	68	1.38	11.15
Manager	£38,500	67	0.73	10.85
Healthcare Support Worker	£24,648	64	0.88	33.44
Maintenance Engineer	£44,000	63	2.21	3.46
Teacher	£41,600	60	1.6	1.05

## Most In-Demand Skills

- Reflecting the most advertised occupations, the biggest skills gaps are around 'communication', 'management' and 'assertiveness'.

### In-Demand Skills:

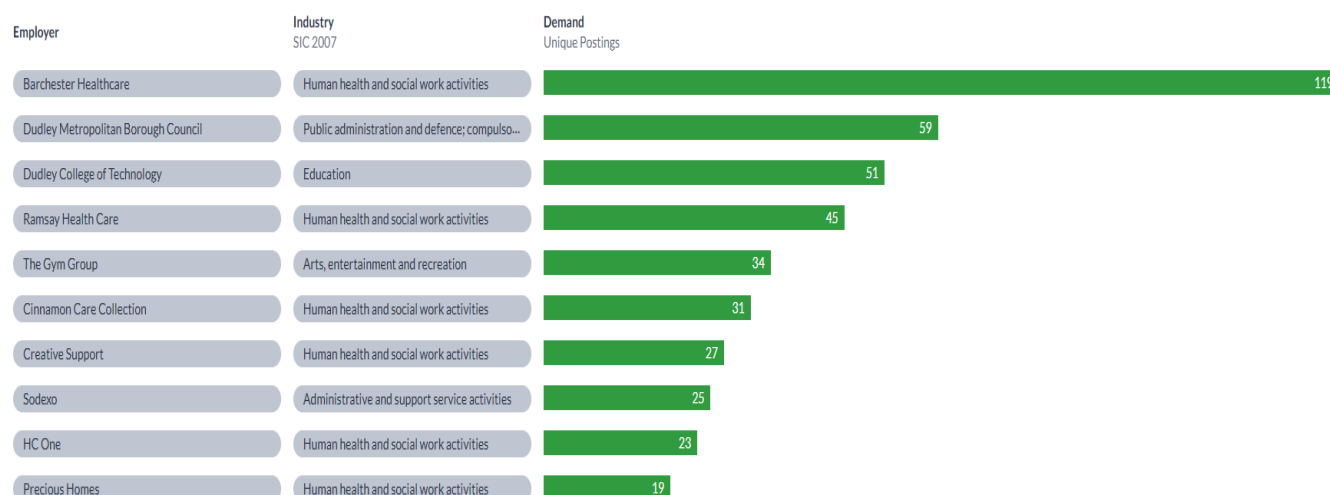
Skills most requested in postings in Dudley, 01/01/2025 - 31/03/2025



## Who's Hiring

- By volume Barchester Healthcare have logged the most job postings, followed by Dudley Council and Dudley College.

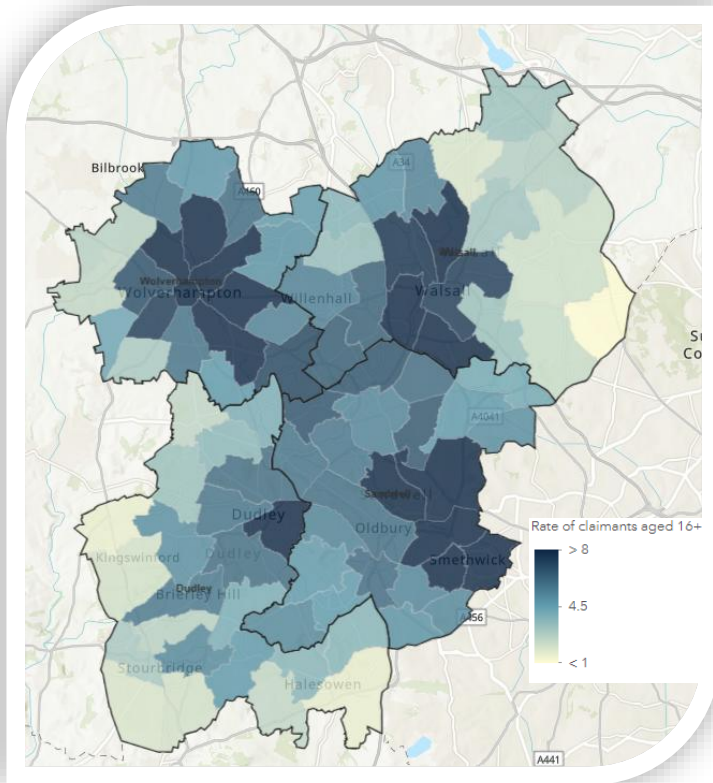
### Employers Hiring:



## Dudley Total Claimants<sup>2</sup>

- Dudley had 10,095 claimants aged 16 years and over in March 2025, an increase of 130 claimants (+1.3%) compared to the previous month. Compared to March 2024, claimants in Dudley increased by 995 (+10.9%).

Dudley Wards	Number	Rate
Amblecote	285	2.6%
Belle Vale	425	3.7%
Brierley Hill	675	5.7%
Brockmoor and Pensnett	525	5.0%
Castle and Priory	695	6.0%
Coseley East	405	4.0%
Cradley and Wollescote	515	4.7%
Gornal	360	3.3%
Halesowen North	385	3.7%
Halesowen South	160	1.5%
Hayley Green and Cradley South	235	2.4%
Kingswinford North and Wall Heath	150	1.5%
Kingswinford South	205	2.0%
Lye and Stourbridge North	530	5.2%
Netherton, Woodside and St Andrews	745	6.0%
Norton	190	1.9%
Pedmore and Stourbridge East	210	2.0%
Quarry Bank and Dudley Wood	440	4.0%
St James's	740	5.8%
St Thomas's	1,025	8.6%
Sedgley	245	2.4%
Upper Gornal and Woodsetton	410	3.6%
Wollaston and Stourbridge Town	325	3.0%
Wordsley	215	2.0%

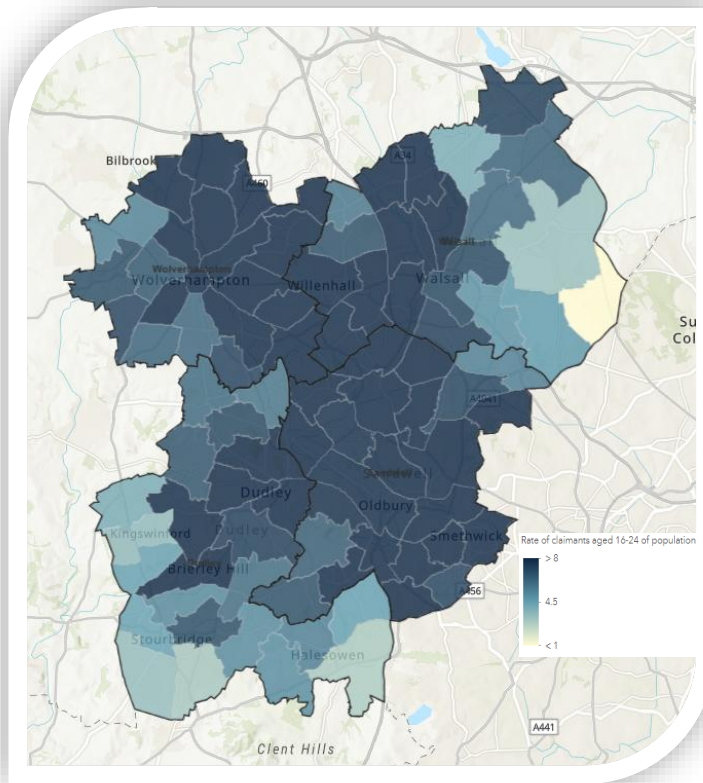


- Out of the 24 wards within Dudley, 14 were above the UK average of 3.2%.
- The wards with the highest number of claimants as a percentage of residents aged 16 years and over were St Thomas's at 8.6%, followed by Castle & Priory and Netherton, Woodside & St Andrews at 6.0%

<sup>2</sup> Office for National Statistics (ONS) / Department for Work and Pensions (DWP), claimant counts, released April 2025 (please note figures are provisional).

## Dudley Youth Claimants

Dudley had 1,945 youth claimants in March 2025, an increase of 35 (+1.8%) since February 2025. When compared to March 2024, the number of youth claimants increased by 95 (+5.1%).



Dudley Wards	Number	Rate
Amblecote	65	5.2%
Belle Vale	80	5.5%
Brierley Hill	130	8.3%
Brockmoor and Pensnett	115	8.9%
Castle and Priory	170	10.0%
Coseley East	70	5.8%
Cradley and Wollescote	70	5.2%
Gornal	80	6.8%
Halesowen North	55	4.5%
Halesowen South	30	2.9%
Hayley Green and Cradley South	55	5.1%
Kingswinford North and Wall Heath	40	4.1%
Kingswinford South	40	3.5%
Lye and Stourbridge North	95	7.0%
Netherton, Woodside and St Andrews	135	7.4%
Norton	35	3.4%
Pedmore and Stourbridge East	30	3.0%
Quarry Bank and Dudley Wood	80	6.0%
St James's	135	8.1%
St Thomas's	170	9.6%
Sedgley	65	6.2%
Upper Gornal and Woodsetton	95	7.1%
Wollaston and Stourbridge Town	55	4.4%
Wordsley	50	4.5%

- Challenges remain with youth claimants as 18 out of 24 wards in Dudley were above the UK average of 4.4% in March 2025.
- The wards with the highest number of claimants as a percentage of residents aged 16-24 were Castle & Priory at 10.0%, St Thomas's at 9.6% and Brockmoor & Pensnett at 8.9%.